






# Multi-Positions™





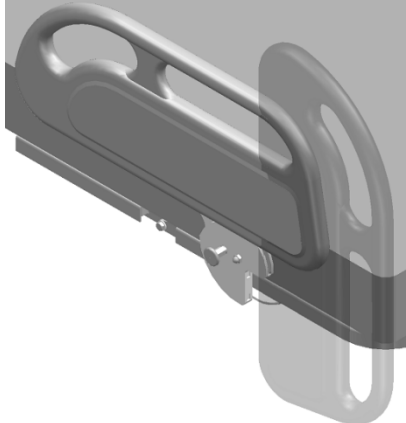

## Accessories and Options


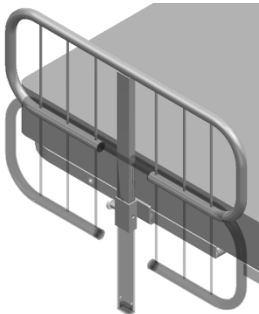
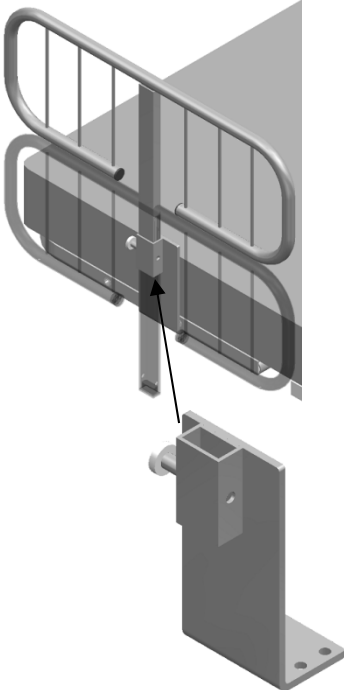
## **Multi-Positions<sup>tm</sup>** **Accessories and Options**

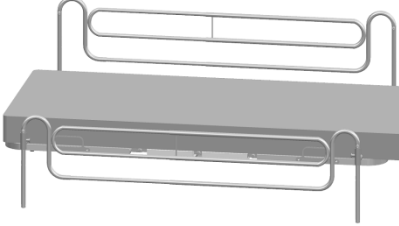


<b>Picture</b>	<b>Description</b>
 A black handheld remote control with a small LCD screen at the top displaying '77.25'. Below the screen are several buttons including 'MEMORY', '1', '2', 'MEMO', and directional arrows. At the bottom, there are buttons for 'Message', 'Intensity', and a speaker icon. The brand name 'OTEC' is visible at the very bottom.	<p><b>Hand control with cord with options</b></p> <p><b>- Light, massage and buzzer</b></p> <p><b>(BT-AR)</b></p>
 This is an identical image to the one in the first row, showing a black handheld remote control with a small LCD screen displaying '77.25', various control buttons, and the 'OTEC' logo at the bottom.	<p><b>Cordless remote control with options</b></p> <p><b>- Light, massage and buzzer</b></p> <p><b>(RF-AR)</b></p>




Picture	Description
 A handheld remote control with a black border and a light-colored face. It features a small LCD screen at the top displaying '7 14'. Below the screen are buttons for 'MENU', 'MEMORY', and 'SET'. Further down are buttons labeled '1' and '2', a 'ONE' button, and several directional and function buttons. The 'OTEC' logo is visible at the bottom.	<p><b>Hand control with cord without options</b></p> <p><b>(BT-C0AR)</b></p>
 A handheld remote control, identical in design to the one in the first row, but without a cord. It features a small LCD screen at the top displaying '7 14', buttons for 'MENU', 'MEMORY', and 'SET', buttons labeled '1' and '2', a 'ONE' button, and several directional and function buttons. The 'OTEC' logo is visible at the bottom.	<p><b>Cordless remote control without options</b></p> <p><b>(RF-C0AR)</b></p>
 An illustration of two hospital beds. The bed on the left is a standard hospital bed. The bed on the right is a 'Clone / Companion bed', which is a smaller bed that can be attached to the side of the main bed. A black arrow points from the top right towards the companion bed.	<p><b>Clone / Companion bed</b></p> <p><b>36" or 39"</b></p>

<b>Picture</b>	<b>Description</b>
	<p><b>Melamine headboard or footboard</b> 3 colours available</p> <ul style="list-style-type: none"><li>• White</li><li>• Rosewood</li><li>• Maple</li></ul> <p><b>Bed width</b> <b>36" or 39"</b> <b>48" or 54"</b> <b>60"</b></p>
<p><b>Available choices :</b></p> <ul style="list-style-type: none"><li>• White</li><li>• Rosewood</li><li>• Maple</li></ul>	<p><b>Colour for the melamine trim panels</b></p> <p><b>Bed width</b></p> <p><b>36" or 39"</b> <b>48", 54" or 60"</b></p>
<p><b>Available choices :</b></p> <ul style="list-style-type: none"><li>• White</li><li>• Rosewood</li><li>• Maple</li></ul>	<p><b>Colour for the melamine platform</b></p> <p><b>Bed width</b></p> <p><b>36" or 39"</b> <b>48", 54" or 60"</b></p>

<b>Picture</b>	<b>Description</b>
 A close-up photograph of a grey plastic rotating half side rail. The rail is shown in its upright position, with a curved top and a locking mechanism at the bottom. A shadow is cast below it.	<p><b>Rotec rotating half side rails</b></p> <p>(RDRTG2-28-MP)</p>
 A close-up photograph of a grey plastic tilt-up half side rail. The rail is shown in its upright position, with a curved top and a locking mechanism at the bottom. A shadow is cast below it.	<p><b>Rotec tilt-up half side rails</b></p> <p>(RDB-28-MP)</p> <p>Installed to head section only</p>
 A photograph showing a white plastic tilt-up half side rail installed on a hospital bed. The bed has a blue sheet and a red headboard. The rail is attached to the side of the bed frame.	<p><b>Rotec tilt-up half side rails</b></p> <p>(RDB-23-MP)</p>

<b>Picture</b>	<b>Description</b>
	<p><b>Rotec rotating half side rails</b>  (RDRTG2-28X14-MP)</p>
	<p><b>Metallic half side rails</b>  (MDS-30-MP)</p>
	<p><b>Metallic half side rails extra height</b>  (MDS-30-MP-K3)</p>

<b>Picture</b>	<b>Description</b>
	<p><b>Standard full side rails</b></p> <p><b>Bed width</b></p> <p><b>36" or 39" (CTPLG2-3639-MP)</b></p> <p><b>48", 54" or 60" (CTPLG2-4060-MP)</b></p>
	<p><b>Metallic support with bar and trapeze</b></p> <p><b>Bed width</b></p> <p><b>36" or 39"</b></p> <p><b>48", 54" or 60"</b></p>
	<p><b>Stabilizer plate</b></p>

<b>Photo</b>	<b>Description</b>
	<b>Glides</b>
	<b>Locking caster (3")</b>
	<b>Standard caster (3")</b>